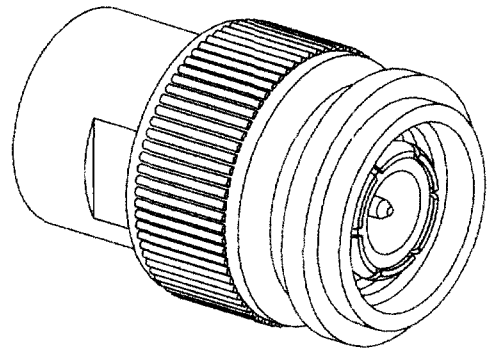


# TNC Series

50 Ohms

## Threaded Coupling



### Features

- Miniature
- Weatherproof
- For applications to 11 GHz
- Improved Vibration Characteristics
- Resistance to RF leakage
- Plugs incorporate safety wiring holes in the coupling sleeve so that they may be wired in place in severe vibration conditions.
- Made to MIL-C-39012

### Options

- Small and Medium Sized Cables
- Straight, Right-Angle, Long Crimp, Short Crimp, Flange Mount, Single Hole Mount, Printed Circuit Board, Cap and Chain, Termination, Cross and Tee types available
- Adapters available

### Specifications

- MIL-C-39012
- MIL-G-45204
- MIL-STD-348
- QQ-S-365
- MIL-STD-202
- ZZ-R-765
- QQ-C-530
- QQ-B-626

### Mating Data

- RG-/U Cables (See page 30-9)

### Technical Data

#### Materials

- Body Parts ..... Brass, QQ-B-626, 1/2 HD.
- Contacts
  - ▶ Male ..... Brass QQ-B-626, 1/2 HD.
  - ▶ Female ..... Beryllium copper QQ-C-530
- Insulators ..... PTFE Fluorocarbon
- Gaskets ..... Silicone Rubber ZZ-R-765

#### Plating

All parts plated to meet finish and corrosion requirements of MIL-C-39012

- Finish
  - ▶ Gold ..... MIL-G-45204
  - ▶ Nickel ..... IP23
  - ▶ Silver ..... QQ-S-365
  - ▶ Tri-Alloy ..... P20

#### Electrical Performance

- Impedance ..... 50Ω nominal
- Frequency ..... D.C. to 18 GHz
- Insulation Resistance ..... 5,000 MΩ Minimum
- Voltage Rating ..... 500 VRMS
- Dielectric Withstanding ..... 1,500 VRMS at sea level
- R.F. Leakage ..... -60 dB Minimum at 2 to 3 GHz

- R.F. High Potential Withstanding Voltage ..... 1,000 VRMS at 5 to 7 MHz
- Voltage Standing Wave ratio (VSWR) ..... 1.30 Maximum at 500 to 11,000 MHz
- Insertion Loss ..... -18 dB at 9 GHz
- Contact Resistance
  - ▶ Outer contact ..... 0.2 mΩ maximum
  - ▶ Center contact ..... 1.5 mΩ maximum

#### Mechanical Performance

- Force to Engage and Disengage
  - ▶ Torque ..... 2 1/2 inch-lbs Maximum
- Coupling Nut Retention Force ..... 100 lbs minimum
- Coupling Proof Torque ..... 30 inch-lbs Minimum
- Connector Durability ..... 500 cycles minimum

#### Operating Environment

- Temperature range ..... -65°C to +165°C
- Vibration ..... MIL-STD-202, method 204, cond D. (20 G's)
- Shock ..... MIL-STD-202, method 213, cond. I (100 G's)
- Thermal shock ..... MIL-STD-202, method 107, cond. B -65°C to +115°C
- Corrosion (salt spray) . MIL-STD-202, method 101, cond. B
- Moisture Resistance ..... MIL-STD-202, method 106

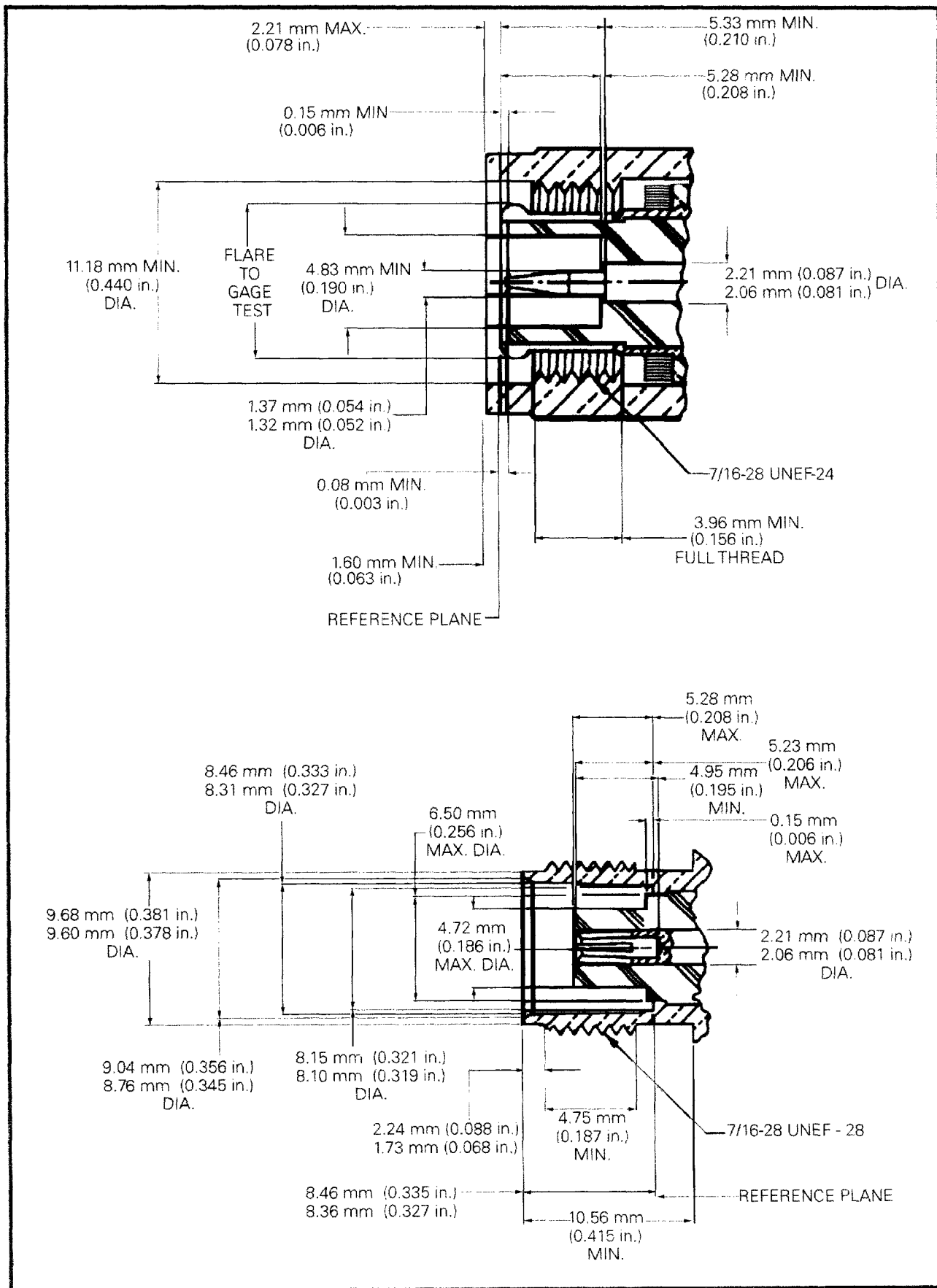
#### Packaging

- Single Bag
- Custom packaging available upon request

### Customer Support Materials

Description	Order No.	Description	Order No.
Customer Product Drawings.....	By Part Number	Product Samples.....	Upon Request
Product Substitutions .....	Contact Technical Support	Test Data .....	Upon Request

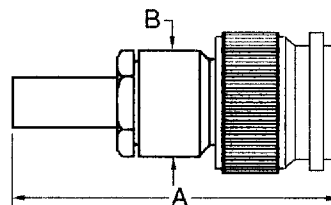
Interface Dimensions per MIL-STD-348



## TNC 50 Ohm Cable Plugs

### Description

TNC 50 Ohm Cable Plug - Long Crimp Straight



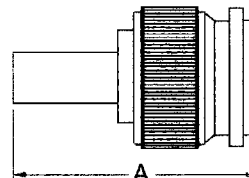
### Ordering Data

TNC 50 Ohm Cable Plug - Long Crimp Straight

Part Number	Cable RG-/U	Crimp Tool Hex		Dimension				Finish	Assembly Instructions
				A		B			
		mm	in.	mm	in.	mm	in.		
24P102-1	58, 141	5.41	0.213	38.10	1.500	12.70	0.500	Silver	AI-37
24P102-2	59, 62, 140	6.48	0.255	38.10	1.500	12.70	0.500	Silver	AI-37
24P102-3	55, 142	5.41	0.213	38.10	1.500	12.70	0.500	Silver	AI-37
24P102-5	122	4.52	0.178	38.10	1.500	12.70	0.500	Silver	AI-37

### Description

TNC 50 Ohm Cable Plug - Short Crimp Straight

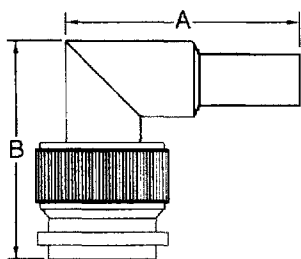


### Ordering Data

TNC 50 Ohm Cable Plug - Short Crimp Straight

Part Number	Cable RG-/U	Crimp Tool Hex		Dimension A		Finish	Assembly Instructions	Note
		mm	in.	mm	in.			
24P103-1	58, 141	5.41	0.213	29.77	1.172	Silver	AI-26	
24P103-2	59, 62, 140	6.48	0.255	29.77	1.172	Silver	AI-26	
24P103-3	55, 142	5.41	0.213	29.77	1.172	Silver	AI-26	
24P142-1	174, 188	4.52	0.178	29.77	1.172	Silver	AI-285	
24P167-1	58, 303	5.41	0.213	28.58	1.125	Nickel	AI-325	Captive Contact
24P167-2	59	6.48	0.255	28.58	1.125	Nickel	AI-325	Captive Contact
24P172-1	8, 11, 213	10.90	0.429	42.86	1.688	Nickel	AI-231	Captive Contact
24P172-2	9, 13, 214	10.90	0.429	42.86	1.688	Nickel	AI-231	Captive Contact

To obtain Assembly Instructions contact Berg Electronics at 1-800-237-2374 Ext.-2800

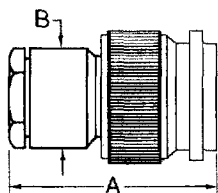


**Description**  
TNC 50 Ohm Cable Plug - Short Crimp Right-Angle

**Ordering Data**

TNC 50 Ohm Cable Plug - Short Crimp Right-Angle

Part Number	Cable RG-/U	Crimp Tool Hex		Dimension				Finish	Assembly Instructions	Note
		mm	in.	A		B				
				mm	in.	mm	in.			
24P120-1	58, 141	5.41	0.213	38.89	1.531	26.19	1.031	Silver	AI-26	
24P120-2	59, 62, 140	6.48	0.255	38.89	1.531	26.19	1.031	Silver	AI-26	
24P120-3	55, 142, 223	5.41	0.213	38.89	1.531	26.19	1.031	Silver	AI-26	
24P171-2	58	5.41	0.213	41.28	1.625	26.19	1.031	Silver	AI-326	Captive Contact
24P171-3	223	5.41	0.213	41.28	1.625	26.19	1.031	Silver	AI-326	Captive Contact
24P171-4	180, 195	4.52	0.178	41.28	1.625	26.19	1.031	Silver	AI-326	Captive Contact
24P173-1	8, 213	10.90	0.429	43.66	1.719	28.58	1.125	Nickel	AI-327	Captive Contact
24P173-2	9, 214	10.90	0.429	43.66	1.719	28.58	1.125	Nickel	AI-327	Captive Contact



**Description**  
TNC 50 Ohm Cable Plug - Straight Cut Straight

**Ordering Data**

TNC 50 Ohm Cable Plug - Straight Cut Straight

Part Number	Cable RG-/U	Dimension				Finish	Assembly Instructions	Note
		A		B				
		mm	in.	mm	in.			
24P100-1	58	26.59	1.047	12.70	0.500	Silver	AI-12	
24P100-2	59	26.59	1.047	12.70	0.500	Silver	AI-12	
24P100-3	174	26.59	1.047	12.70	0.500	Silver	AI-12	
24P100-4	223	26.59	1.047	12.70	0.500	Silver	AI-12	
24P100-5	180, 195	26.99	1.063	12.70	0.500	Silver	AI-12	
24P100-7	303	26.99	1.063	12.70	0.500	Silver	AI-12	
24P104-1	0.141 OD	26.59	1.047	12.70	0.500	Silver	AI-21	1
24P104-2	0.085 OD	26.59	1.047	12.70	0.500	Silver	AI-21	1
24P105-1	55, 58, 141, 142, 223	26.59	1.047	12.70	0.500	Silver	AI-20	Captive Contact
24P107-1	59, 62, 71	26.59	1.047	12.70	0.500	Silver	AI-20	Captive Contact
24P116-1	8, 9, 213, 214	41.28	1.625	19.05	0.750	Silver	AI-87	2
24P140-1	8, 213	39.69	1.563	19.05	0.750	Silver	AI-81	
24P140-2	9, 214	39.69	1.563	19.05	0.750	Silver	AI-81	
24P146-1	0.141 SR	19.45	0.766	Solder on Style		Silver	AI-27	3
24P153-1	8, 9, 213, 214	41.28	1.625	19.05	0.750	Silver	AI-50	Captive Contact
24P158-1	179, 188, 316	26.99	1.063	12.70	0.500	Silver	AI-55	

Note 1 - Plug-in/Clamp Cable Termination

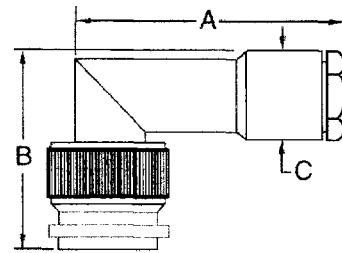
Note 2 - Clamp Cable Termination

Note 3 - Solder Cable Termination

To obtain Assembly Instructions contact Berg Electronics at 1-800-237-2374 Ext.-2800

TNC Series  
50 Ohm - Plug

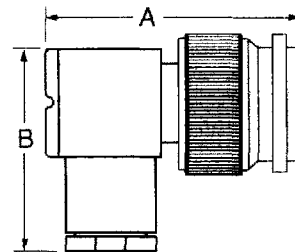
**Description**  
TNC 50 Ohm Cable Plug - Straight Cut Right-Angle



**Ordering Data**  
TNC 50 Ohm Cable Plug - Straight Cut Right-Angle

Part Number	CableRRG-/U	Dimension						Finish	Assembly Instructions	Note
		A		B		C				
		mm	in.	mm	in.	mm	in.			
24P112-1	55, 58, 141, 142, 223	39.69	1.563	27.78	1.094	12.70	0.500	Silver	AI-20	Captive Contact Clamp Cable Termination
24P118-1	55, 58, 141, 142, 223	39.69	1.563	27.78	1.094	12.70	0.500	Silver	AI-14	
24P134-1	58	39.69	1.563	27.79	1.094	12.70	0.500	Silver	AI-12	Clamp Cable Termination
24P134-2	59	39.69	1.563	27.79	1.094	12.70	0.500	Silver	AI-12	
24P134-3	174, 316	39.69	1.563	27.79	1.094	12.70	0.500	Silver	AI-12	Clamp Cable Termination
24P134-4	223	39.69	1.563	27.79	1.094	12.70	0.500	Silver	AI-12	
24P155-1	9, 214	19.05	0.750	30.96	1.219	19.05	0.750	Silver	AI-81	Clamp Cable Termination
24P155-2	8, 213	19.05	0.750	30.96	1.219	19.05	0.750	Silver	AI-81	
24P159-1	8, 9, 213, 214	19.05	0.750	30.96	1.219	19.05	0.750	Silver	AI-33	Solder on Bushing
24P165-1	0.141 S.R.	19.05	0.750	30.96	1.219	19.05	0.750	Silver	AI-324	
24P165-2	0.085 S.R.	19.05	0.750	30.96	1.219	19.05	0.750	Silver	AI-324	Solder on Bushing

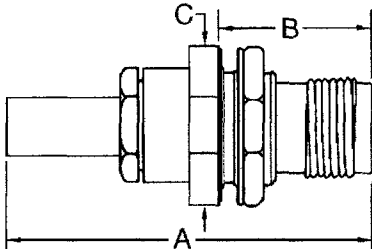
**Description**  
TNC 50 Ohm Cable Plug - Clamp Right-Angle



**Ordering Data**  
TNC 50 Ohm Cable Plug - Clamp Right-Angle

Part Number	Cable RG-/U	Dimension				Finish	Assembly Instructions
		A		B			
		mm	in.	mm	in.		
24P108-1	55, 58	30.16	1.188	25.40	1.000	Silver	AI-323

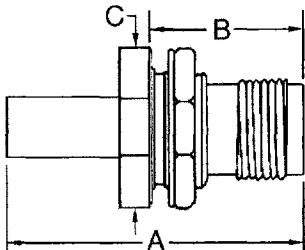
To obtain Assembly Instructions contact Berg Electronics at 1-800-237-2374 Ext.-2800



**Description**  
TNC 50 Ohm Cable Jack -  
Single Hole Mount Long Crimp Straight

**Ordering Data**  
TNC 50 Ohm Cable Jack - Single Hole Mount Long Crimp Straight

Part Number	Cable RG-/U	Crimp Tool Hex		Dimension						Finish	Mtg. Hole	Assembly Instructions	Note
				A		B		C					
				mm	in.	mm	in.	mm	in.				
24JS102-1	58	5.41	0.213	45.24	1.781	19.05	0.750	15.88	0.625	Silver	D4	AI-37	Isolated Ground
24JS102-2	59, 62	6.48	0.255	45.24	1.781	19.05	0.750	15.88	0.625	Silver	D4	AI-37	Isolated Ground
24JS102-3	187, 316	3.25	0.128	45.24	1.781	19.05	0.750	15.88	0.625	Silver	D4	AI-37	Isolated Ground
24JS110-1	58, 141	5.41	0.213	38.10	1.500	17.07	0.672	17.46	0.688	Silver	D4	AI-37	
24JS110-2	59, 62, 140	6.48	0.255	38.10	1.500	17.07	0.672	17.46	0.688	Silver	D4	AI-37	



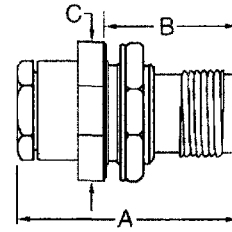
**Description**  
TNC 50 Ohm Cable Jack -  
Single Hole Mount Short Crimp Straight

**Ordering Data**  
TNC 50 Ohm Cable Jack - Single Hole Mount Short Crimp Straight

Part Number	Cable RG-/U	Crimp Tool Hex		Dimension						Finish	Mtg. Hole	Assembly Instructions	Note
				A		B		C					
				mm	in.	mm	in.	mm	in.				
24JS111-1	58, 141	5.41	0.213	33.34	1.313	17.07	0.672	17.46	0.688	Silver	D4	AI-26	
24JS111-2	59, 62, 140	6.48	0.255	33.34	1.313	17.07	0.672	17.46	0.688	Silver	D4	AI-26	
24JS142-1	58	5.41	0.213	34.93	1.375	20.64	0.813	17.46	0.688	Nickel	D4	AI-26	M39012 Type
24JS142-2	59, 62	6.48	0.255	34.93	1.375	20.64	0.813	17.46	0.688	Nickel	D4	AI-26	M39012 Type
24JS145-1	9, 214	10.90	0.429	38.89	1.531	20.64	0.813	17.46	0.688	Nickel	D4	AI-26	
24JS145-2	8, 213	10.90	0.429	38.89	1.531	20.64	0.813	17.46	0.688	Nickel	D4	AI-26	

To obtain Assembly Instructions contact Berg Electronics at 1-800-237-2374 Ext.-2800

**Description**  
TNC 50 Ohm Cable Jack - Single Hole Mount Clamp  
Straight

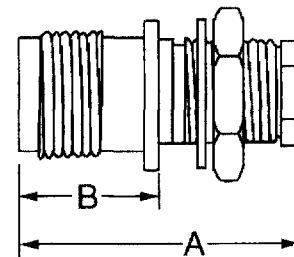


**Ordering Data**  
TNC 50 Ohm Cable Jack - Single Hole Mount Clamp Straight

Part Number	Cable RG-/U	Dimension						Finish	Mtg. Hole	Assembly Instructions	Note
		A		B		C					
		mm	in.	mm	in.	mm	in.				
24JS100-1	55, 58	28.58	1.125	17.07	0.672	17.46	0.688	Silver	D4	AI-14	
24JS106-1	174, 179A, 187, 188	28.58	1.125	21.03	0.828	17.46	0.688	Silver	D4	AI-14	
24JS106-2	178, 196	28.58	1.125	21.03	0.828	17.46	0.688	Silver	D4	AI-14	
24JS109-1	59, 62, 71	28.58	1.125	19.05	0.750	17.46	0.688	Silver	D4	AI-14	
24JS113-1	58	37.31	1.469	19.05	0.750	15.88	0.625	Silver	D4	AI-14	Isolated Ground
24JS113-2	59	37.31	1.469	19.05	0.750	15.88	0.625	Silver	D4	AI-14	Isolated Ground
24JS113-3	187, 316	37.31	1.469	19.05	0.750	15.88	0.625	Silver	D4	AI-14	Isolated Ground
24JS113-4	180, 195	37.31	1.469	20.64	0.813	17.46	0.688	Silver	D4	AI-14	Isolated Ground
24JS115-1	174, 316	28.58	1.125	20.64	0.813	17.46	0.688	Silver	D4	AI-20	
24JS117-1	0.141 dia SR	28.58	1.125	20.64	0.813	17.46	0.688	Silver	D4	AI-21	1
24JS117-2	0.085 dia SR	28.58	1.125	17.07	0.672	17.46	0.688	Silver	D4	AI-21	1
24JS121-1	58	28.58	1.125	17.07	0.672	17.46	0.688	Silver	D4	AI-12	2
24JS121-2	59	28.58	1.125	17.07	0.672	17.46	0.688	Silver	D4	AI-12	
24JS121-3	174, 316	28.58	1.125	17.07	0.672	17.46	0.688	Silver	D4	AI-12	
24JS121-4	223	28.58	1.125	17.07	0.672	17.46	0.688	Silver	D4	AI-12	
24JS121-8	180, 195	28.58	1.125	17.07	0.672	17.46	0.688	Nickel	D4	AI-12	
24JS121-10	303	28.58	1.125	17.07	0.672	17.46	0.688	Nickel	D4	AI-12	
24JS128-1	58, 223	28.58	1.125	17.07	0.672	17.46	0.688	Silver	D4	AI-20	Captive Contact
24JS132-1	9, 214	38.10	1.500	20.64	0.813	19.05	0.750	Silver	D4	AI-81	
24JS132-2	8, 213	38.10	1.500	20.64	0.813	19.05	0.750	Silver	D4	AI-81	
24JS137-1	0.141 S.R.	28.58	1.125	17.07	0.672	17.46	0.688	Nickel	D4	AI-321	3
24JS137-2	0.085 S.R.	28.58	1.125	17.07	0.672	17.46	0.688	Nickel	D4	AI-321	3

Note 1 - Plug-in/Clamp Cable Termination  
Note 2 - Square Cut Cable Termination  
Note 3 - Solder Bushing/Clamp Cable Termination

**Description**  
TNC 50 Ohm Cable Jack - Reverse Single Hole Mount  
Solder Straight



**Ordering Data**  
TNC 50 Ohm Cable Jack - Reverse Single Hole Mount Solder Straight

Part Number	Cable RG-/U	Dimension				Finish	Mtg. Hole	Assembly Instructions
		A		B				
		mm	in.	mm	in.			
24JS141-1	0.085 DIA	23.02	0.906	14.29	0.563	Nickel	D8	AI-65
24JS141-2	0.141 DIA	23.02	0.906	14.29	0.563	Nickel	D8	AI-65

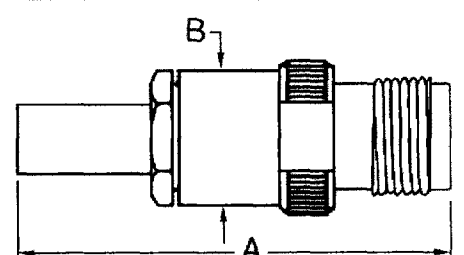
To obtain Assembly Instructions contact Berg Electronics at 1-800-237-2374 Ext.-2800



**Description**  
TNC 50 Ohm Cable Jack -  
Flange Mount Straight Cut Straight

<b>Ordering Data</b>											
<b>TNC 50 Ohm Cable Jack - Flange Mount Straight Cut Straight</b>											
Part Number	Cable RG-/U	Dimension						Finish	Mtg. Plate	Assembly Instructions	Note
		A		B		C					
		mm	in.	mm	in.	mm	in.				
24JF102-1	55, 58, 141, 142, 223	28.58	1.125	13.89	0.547	12.70	0.500	Silver	3A	AI-14	1
24JF103-1	58	28.58	1.125	13.89	0.547	12.70	0.500	Silver	3A	AI-12	
24JF103-2	59	28.58	1.125	13.89	0.547	12.70	0.500	Silver	3A	AI-12	
24JF103-3	174, 316	28.58	1.125	13.89	0.547	12.70	0.500	Silver	3A	AI-12	
24JF103-4	223	28.58	1.125	13.89	0.547	12.70	0.500	Silver	3A	AI-12	
24JF106-1	0.141 S.R.	28.58	1.125	13.89	0.547	12.70	0.500	Silver	3A	AI-21	2
24JF106-2	0.085 S.R.	28.58	1.125	13.89	0.547	12.70	0.500	Silver	3A	AI-21	2

Note 1 - Clamp Cable Termination  
Note 2 - Plug-in/Clamp Cable Termination



**Description**  
TNC 50 Ohm Cable Jack - Long Crimp Straight

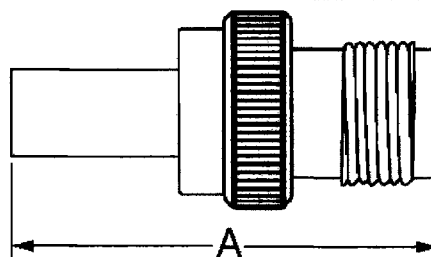
<b>Ordering Data</b>									
<b>TNC 50 Ohm Cable Jack - Long Crimp Straight</b>									
Part Number	Cable RG-/U	Crimp Tool Hex		Dimension				Finish	Assembly Instructions
				A		B			
		mm	in.	mm	in.	mm	in.		
24J106-1	58, 141	5.41	0.213	37.31	1.469	11.11	0.438	Silver	AI-37
24J106-2	59, 62, 140	6.48	0.255	37.31	1.469	11.11	0.438	Silver	AI-37
24J106-3	55, 142, 223	5.41	0.213	37.31	1.469	11.11	0.438	Silver	AI-37

To obtain Assembly Instructions contact Berg Electronics at 1-800-237-2374 Ext.-2800



TNC Series  
50 Ohm - Jack

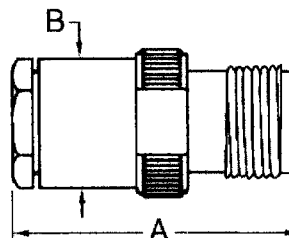
**Description**  
TNC 50 Ohm Cable Jack - Short Crimp Straight



**Ordering Data**  
TNC 50 Ohm Cable Jack - Short Crimp Straight

Part Number	Cable RG-/U	Crimp Tool Hex		Dimension A		Finish	Assembly Instructions	Note
		mm	in.	mm	in.			
24J107-1	58, 141	5.41	0.213	31.35	1.234	Silver	AI-26	
24J107-2	59, 62, 140	6.48	0.255	31.35	1.234	Silver	AI-26	
24J107-3	55, 142, 223	5.41	0.213	31.35	1.234	Silver	AI-26	
24J118-2	58	5.41	0.213	30.16	1.188	Silver	AI-26	Captive Contact
24J118-3	142, 223, 400	5.41	0.213	30.16	1.188	Silver	AI-26	Captive Contact
24J118-4	180	4.52	0.178	30.16	1.188	Silver	AI-26	Captive Contact
24J118-5	122	4.52	0.178	30.16	1.188	Silver	AI-26	Captive Contact

**Description**  
TNC 50 Ohm Cable Jack - Straight Cut Straight



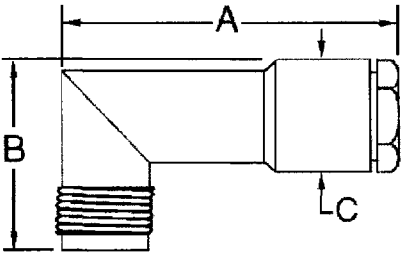
**Ordering Data**  
TNC 50 Ohm Cable Jack - Straight Cut Straight

Part Number	Cable RG-/U	Dimension				Finish	Assembly Instructions	Note
		A		B				
		mm	in.	mm	in.			
24J102-1	58	28.58	1.125	12.70	0.500	Silver	AI-12	
24J102-2	59	28.58	1.125	12.70	0.500	Silver	AI-12	
24J102-5	223	28.58	1.125	12.70	0.500	Silver	AI-12	
24J102-7	180, 195	28.58	1.125	12.70	0.500	Silver	AI-12	
24J102-9	303	28.58	1.125	12.70	0.500	Silver	AI-12	
24J104-1	55, 58, 223	28.58	1.125	12.70	0.500	Silver	AI-12	1
24J105-1	59, 62, 71	28.58	1.125	12.70	0.500	Silver	AI-12	1
24J112-1	5, 212	36.51	1.438	19.05	0.750	Silver	AI-81	
24J112-4	9, 214	36.51	1.438	19.05	0.750	Silver	AI-81	
24J120-1	58, 141, 142, 223	28.58	1.125	12.70	0.500	Silver	AI-20	1 & 2

Note 1 - Clamp Cable Termination

Note 2 - Captive Contact

To obtain Assembly Instructions contact Berg Electronics at 1-800-237-2374 Ext.-2800



**Description**  
TNC 50 Ohm Cable Jack - Straight Cut Right-Angle

**Ordering Data**  
TNC 50 Ohm Cable Jack - Straight Cut Right-Angle

Part Number	Cable RG-/U	Dimension						Finish	Assembly Instructions
		A		B		C			
		mm	in.	mm	in.	mm	in.		
24J114-1	58	37.31	1.469	21.83	0.859	12.70	0.500	Silver	AI-12
24J114-3	59, 62	37.31	1.469	21.83	0.859	12.70	0.500	Silver	AI-12

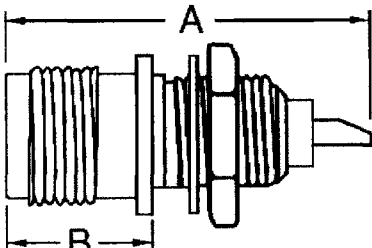
**TNC 50 Ohm Receptacles**



**Description**  
TNC 50 Ohm Receptacle Plug - Flange Mount Solder Straight

**Ordering Data**  
TNC 50 Ohm Receptacle Plug - Flange Mount Solder Straight

Part Number	Dimension				Finish	Mtg. Plate
	A		B			
	mm	in.	mm	in.		
24PR104-1	30.16	1.188	21.83	0.859	Silver	2C
24PR105-1	30.16	1.188	21.43	0.844	Silver	1A
24PR106-1	30.16	1.188	21.43	0.844	Silver	2B



**Description**  
TNC 50 Ohm Receptacle Jack - Single Hole Mount Solder Straight

**Ordering Data**  
TNC 50 Ohm Receptacle Jack - Single Hole Mount Solder Straight

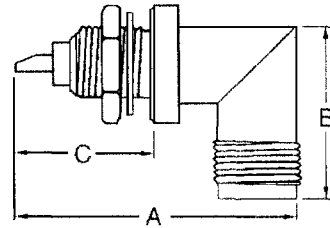
Part Number	Dimension				Finish	Mtg. Hole	Note
	A		B				
	mm	in.	mm	in.			
24JR104-1	26.99	1.063	12.30	0.484	Silver	D4	Isolated Ground
24JR105-1	26.99	1.063	19.05	0.750	Silver	D4	Isolated Ground
24JR113-1	26.99	1.063	11.91	0.469	Silver	D8	
24JR118-1	30.16	1.188	11.91	0.469	Silver	D8	
24JR120-1	26.99	1.063	12.30	0.484	Silver	D6	
24JR170-1	26.99	1.063	11.91	0.469	Silver	D5	M39012 Type
24JR170-2	30.16	1.188	11.91	0.469	Silver	D8	M39012 Type

To obtain Assembly Instructions contact Berg Electronics at 1-800-237-2374 Ext.-2800

TNC Series  
50 Ohm - Receptacle

**Description**

TNC 50 Ohm Receptacle Jack - Single Hole Mount  
Solder Right-Angle



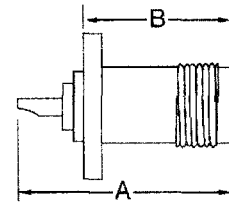
**Ordering Data**

TNC 50 Ohm Receptacle Jack - Single Hole Mount Solder Right-Angle

Part Number	Dimension						Finish	Mtg. Hole
	A		B		C			
	mm	in.	mm	in.	mm	in.		
24JR125-1	34.13	1.344	20.64	0.813	19.05	0.750	Silver	D7

**Description**

TNC 50 Ohm Receptacle Jack - Flange Mount Solder  
Straight



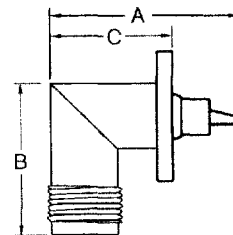
**Ordering Data**

TNC 50 Ohm Receptacle Jack - Flange Mount Solder Straight

Part Number	Dimension				Finish	Mtg. Plate
	A		B			
	mm	in.	mm	in.		
24JR112-1	26.99	1.063	17.07	0.672	Silver	2B
24JR122-1	29.37	1.156	18.26	0.719	Silver	3C
24JR124-1	26.99	1.063	18.26	0.719	Silver	3A
24JR144-1	26.99	1.063	17.86	0.703	Silver	1A
24JR160-1	22.23	0.875	13.49	0.531	Silver	3A

**Description**

TNC 50 Ohm Receptacle Jack - Flange Mount Solder  
Right-Angle



**Ordering Data**

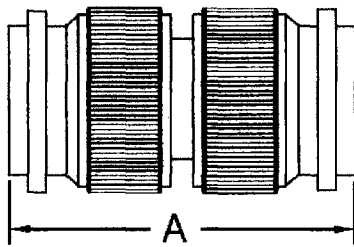
TNC 50 Ohm Receptacle Jack - Flange Mount Solder Right-Angle

Part Number	Dimension						Finish	Mtg. Plate
	A		B		C			
	mm	in.	mm	in.	mm	in.		
24JR119-1	23.02	0.906	23.02	0.906	15.48	0.609	Silver	2B
24JR173-1	23.02	0.906	23.02	0.906	15.48	0.609	Nickel	3B

To obtain Assembly Instructions contact Berg Electronics at 1-800-237-2374 Ext.-2800

### TNC 50 Ohm Adapters

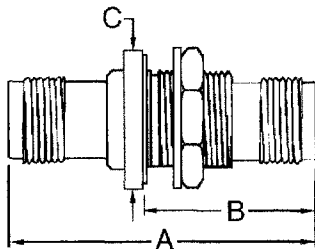
#### Description TNC 50 Ohm Adapter - Straight



#### Ordering Data TNC 50 Ohm Adapter - Straight

Part Number	Adapter Ends	Dimension A		Finish
		mm	in.	
24A101-1	Plug-Plug	31.35	1.234	Silver

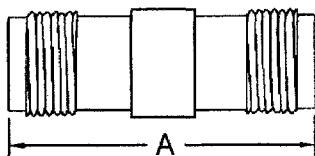
#### Description TNC 50 Ohm Adapter - Single Hole Mount Straight



#### Ordering Data TNC 50 Ohm Adapter - Single Hole Mount Straight

Part Number	Adapter Ends	Dimension						Finish	Mtg. Hole	Note
		A		B		C				
		mm	in.	mm	in.	mm	in.			
24AS102-1	Jack-Jack	32.54	1.281	20.24	0.797	15.88	0.625	Silver	D4	Isolated Ground
24AS104-1	Jack-Jack	32.54	1.281	18.65	0.734	19.05	0.750	Silver	D4	

#### Description TNC 50 Ohm Adapter - Straight



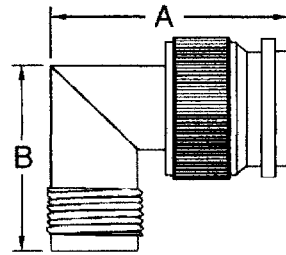
#### Ordering Data TNC 50 Ohm Adapter - Straight

Part Number	Adapter Ends	Dimension A		Finish
		mm	in.	
24A100-1	Jack-Jack	32.54	1.281	Silver

To obtain Assembly Instructions contact Berg Electronics at 1-800-237-2374 Ext.-2800

TNC Series  
50 Ohm - Adapter/Termination

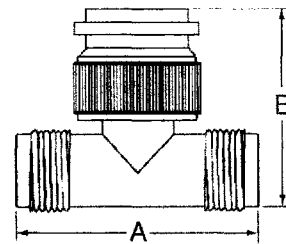
**Description**  
TNC 50 Ohm Adapter - Right-Angle



**Ordering Data**  
TNC 50 Ohm Adapter - Right-Angle

Part Number	Adapter Ends	Dimension				Finish
		A		B		
		mm	in.	mm	in.	
24AR100-1	Plug-Jack	26.19	1.031	20.24	0.797	Silver

**Description**  
TNC 50 Ohm Adapter - Tee

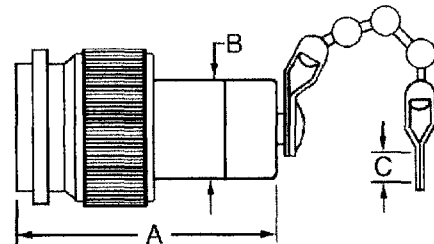


**Ordering Data**  
TNC 50 Ohm Adapter - Tee

Part Number	Adapter Ends	Dimension				Finish
		A		B		
		mm	in.	mm	in.	
24AT100-1	Jack-Plug-Jack	32.54	1.281	26.19	1.031	Silver
24AT102-1	Jack-Jack-Jack	32.54	1.281	22.62	0.891	Silver

**TNC 50 Ohm Termination**

**Description**  
TNC 50 Ohm Termination Plug - Straight



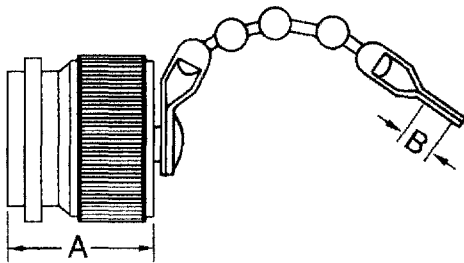
**Ordering Data**  
TNC 50 Ohm Termination Plug - Straight

Part Number	Resistor $\pm 5\%$		Dimension						Finish	Chain Length	
	Ohm	Watt	A		B		C			mm	in.
			mm	in.	mm	in.	mm	in.			
24PO100-1	100	0.5	30.16	1.188	12.70	0.500	3.66	0.144	Silver	88.90	3.500
24PO100-2	51	0.5	30.18	1.188	12.70	0.500	3.66	0.144	Silver	88.90	3.500
24PO100-3	75	0.5	30.18	1.188	12.70	0.500	3.66	0.144	Silver	88.90	3.500
24PO100-4	91	0.5	30.18	1.188	12.70	0.500	3.66	0.144	Silver	88.90	3.500
24PO100-5	510	0.5	30.18	1.188	12.70	0.500	3.66	0.144	Silver	88.90	3.500
24PO100-6	1000	0.5	30.18	1.188	12.70	0.500	3.66	0.144	Silver	88.90	3.500
24PO103-2	75	0.5	30.18	1.188	12.70	0.500	No Chain		Silver	N/A	

To obtain Assembly Instructions contact Berg Electronics at 1-800-237-2374 Ext.-2800

### TNC 50 Ohm Caps

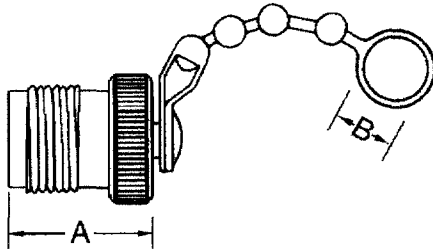
#### Description TNC 50 Ohm Cap Plug - Straight



#### Ordering Data TNC 50 Ohm Cap Plug - Straight

Part Number	Dimension				Finish	Chain Length	
	A		B			mm	in.
	mm	in.	mm	in.			
24PC100-1	15.08	0.594	No Chain		Silver		N/A
24PC101-1	15.08	0.594	3.66	0.144	Silver	63.50	2.500
24PC106-1	14.68	0.578	Shorting Cap - No Chain		Silver		N/A
24PC107-1	14.68	0.578	3.66	0.144	Silver	63.50	2.500

#### Description TNC 50 Ohm Cap Jack - Straight



#### Ordering Data TNC 50 Ohm Cap Jack - Straight

Part Number	Dimension				Finish	Chain Length	
	A		B			mm	in.
	mm	in.	mm	in.			
24JC100-1	14.68	0.578	7.14	0.281	Silver	76.20	3.000
24JC102-1	16.67	0.656	Shorting Cap - No Chain		Nickel		N/A

To obtain Assembly Instructions contact Berg Electronics at 1-800-237-2374 Ext.-2800